

**Government of Rajasthan
Finance (EAD) Department**

No. F.5(TH-75)DTA/IFMS/

Jaipur, Dated: 1-11-2012

Circular

Subject :- Electronic Government Receipt Accounting System (e-GRAS) under IFMS.

1. Collection of receipts in e-GRAS

- (1) For collection of all own tax revenue, non-tax revenue and all other government receipts a web based system i.e. Electronic Government Receipt Accounting System (e-GRAS) is being introduced from 1.12.2012 in the State. The address of website is <http://e gras.raj.nic.in>. Under e-GRAS online payment facility of taxes/ revenue will be available. The main objective of e-GRAS is to facilitate taxpayer/ remitter convenience in many ways including anywhere any time payment, extended time and a choice of banks. However, for tax payers/ remitters who wish to pay tax/ revenue at bank counters through cash/DD/Banker's Cheque, a facility for pre printed electronic challans generated through this website will also be available.
- (2) Initially, e-GRAS would be available for trial runs on e-GRAS site from 01.11.2012. During the period from 01.12.2012 to 31.03.2013 manual challans can also be presented in the Banks. However, the facility for generating electronic physical challans will also be available. After 1-04-2013 no manually filled challan for revenue collection will be accepted by banks.
- (3) To facilitate online revenue collection, e-Treasury has been established at Jaipur under the supervision and general charge of Directorate of Treasuries and Accounts. manual revenue collection will be handled by respective treasuries and Sub Treasuries.
- (4) In the first phase, the e-GRAS system would be started with online facility through banks and offline link with Reserve Bank of India but in due course it will be electronically interlinked with the settlement process of Reserve Bank of India.
- (5) VAT
 - (a) Commercial Taxes Department (CTD) has its portal for depositing e-receipts but presently it is not linked with Treasury system. Therefore the system of CTD will continue to be in place parallel till the e-Treasury system stabilizes. The integration of both sites shall be considered in due course.



- (b) In the case of CTD payments (tax collection) through e-GRAS, TIN number will be validated from CTD portal.
- (c) e-GRAS system will facilitate CTD to download the data related to transactions of VAT collection.

2. e-Treasury

(1) General


- (a) e-Treasury has been established for hassle free tax/revenue collection and paperless accounting /reconciliation at one point for State Government. The e-treasury will provide e-payment facility for all revenue as well as the e-reconciliation facility for all online tax/revenue of state Government at single point.
- (b) The e-treasury will get e-scrolls as well as physical scrolls, budget head wise on day to day basis from the banks authorised by Finance Department's order No.F.15(7)FWM/2012 dated 17th October, 2012 (Annexure-1).
- (c) The Treasury Officer of e-Treasury would tally the gross monthly e-receipts with the gross amount shown in the Date wise Monthly Statement (DMS) of e-receipts sent by the banks and Reserve Bank of India as the case may be.

(2) Functions of e-Treasury

- (a) For making any online payments/ remittances, the remitter/ payee shall login to the <http://eGRAS.raj.nic.in>. He shall fill in the prescribed details (as decided by the State Government) in order to prepare an e-challan. A unique identification number i.e. Government Reference Number (GRN) shall be created for each and every transaction.
- (b) When the electronic mode of payment is selected by the payee/ remitter, he shall be directed to choose the bank from where he wants to effect the payment. Once the bank is selected, he shall be directed to the selected bank's website. The remitter/ payee shall then login into the bank website using his Internet banking user ID and password. He shall then direct the payment to the e- Treasury, Government of Rajasthan account, which effects debit to his bank account and credit to the Government of Rajasthan Account. Again a separate unique identification number i.e. Bank Challan Identification Number (Bank CIN) is created at the bank website.
- (c) The printable copy of the cyber receipt shall be generated with both the unique IDs i.e. (GRN and CIN) at the banks website confirming the payment from the remitter's / payee's Account.
- (d) The payee shall then be directed back to <http://eGRAS.raj.nic.in> where his Challan would be available to him with both the unique IDs i.e. (GRN and CIN) once the payment is successful. The banks name, date of the transaction and bank CIN shall be instantly updated automatically on the <http://eGRAS.raj.nic.in>.



- (e) Once the remitter / payee is directed and enters into the Participant bank's website; the Participating bank shall be responsible for the transaction made by the payee from his bank account. The Participating bank shall be responsible to its customers on account of transaction charges, double payments, wrong credits / debits etc.
 - (f) Participating bank shall not in any way dispute the payment having been made once a "successful" transaction message is updated from Participating bank's server to the Government server.
 - (g) The information would be uploaded on e-GRAS site from the bank. The hard copy of the e-scroll shall also be provided by the concern bank to e-treasury on daily basis. The Challan Identification Number, which is unique for each transaction in the case of electronic payment and unique ID number in the case of manual payment would be the basis for e-reconciliation. The compiled information of receipts will be available for download to the respective departments. The respective Department shall use this information to reconcile the accounts electronically using their own software. The information format to be sent to the departments shall be as per mutually agreed between the respective department and DTA.
 - (h) e-Treasury shall render the monthly accounts to Accountant General, Director, Treasuries and Accounts for all online receipts.
- (3) Duties and Responsibilities of e-Treasury Officer


- (a) e-Treasury Officer shall be responsible to the Director, Treasuries and Accounts for the general functional process of e-Treasury. He shall be jointly responsible with the Director, Treasuries and Accounts for safe transactions and accounting of these transactions.
 - (b) The e-Treasury Officer shall be responsible to make all the safety measures on the website of e-treasury <http://eGRAS.raj.nic.in>. as required for safe electronic transactions. He shall ensure that password policy and safeguards policy are properly maintained in the e-treasury.
 - (c) He shall ensure that all the participating banks are giving appropriate services. In case of any loss or defalcation participating banks will also be declared liable, if it is proven.
 - (d) The e-Treasury Officer will not be held responsible in the event of any loss or defalcation, if he can show that he has strictly observed the rules prescribed for his guidance in each part of his duties and that he has enforced their observance on his subordinates.
 - (e) The e-Treasury Officer shall be responsible to the Director, Treasuries and Accounts for keeping the accounts of the treasury strictly in accordance with the directions contained in Treasury Rules and as may be issued from time to time, for the accuracy of all initial records and e-challans and for regularity of all transactions taking place at e-Treasury.
 - (f) e-Treasury officer shall play the role of nodal officer between the e-Focal Point Branch (e-FPB) and Reserve Bank of India and shall be
- 

responsible for daily reconciliation. He shall ensure that all e-FPBs are crediting e-receipts daily in government account through RBI within prescribed time period.

(4) The special personal intervention of the e-Treasury Officer is required in the following matters of treasury procedure

- (a) He is required to see that every e-challan/physical scroll on which he credits the payment in Government Account is complete in every respect.
- (b) He has no general authority to deal with the demands presented at the e-treasury. His authority to accept e-payments of revenue is strictly limited to the rules prescribed for this purpose.
- (c) He is required to observe due precautions in receiving e-payments of revenue.
- (d) He is required to see that the daily postings of e-receipts and revenue in the e-treasury records are checked by the treasury accountant or his assistant with the e-challans. He is further required to verify the monthly totals of all the departmental revenue returns.
- (e) He is required, either at the close of the day's business, or before commencing the business of the next day, to examine the daily accounts with the e-challans, and satisfy himself that the totals of all the records are correctly entered in the account and every e-challan received online from bank is embodied in its proper schedule receipts, that all necessary e-challans and e-schedules are attached.
- (f) All the relevant provisions laid down under Treasury rules shall be applicable to e-Treasury Officer."

(5) Reconciliation process of e-Treasury


- (a) E-Focal point branch (e-FPB) of the participating bank shall be responsible for the prompt and accurate accounting and transmission of the collection reported to it daily. It shall be responsible for prompt remittance of collections of all e-receipts to the Government Account at RBI, CAS, Nagpur through bank's link cell on a day to day basis and would be responsible for transmission of daily scroll along with the details of each challans in the format to the e-Treasury.
 - (b) e-Payments shall be made at authorized bank's website by submitting online challan for reporting purpose to RBI. The cut-off time shall be 8.00 P.M. I.S.T. or as prescribed by RBI time to time for reporting e-payments pertaining to that day to RBI, e-payments received after that time shall be accounted on the next working day for reporting purposes. After carrying out prescribed checks and validations, the bank shall pool all e-receipts at the designated e-FPB for submission of file to RBI.
- 

- (c) The e-focal point branch shall collate the challan data in respect of all e-payments for the day headwise and report the same to e-Treasury
- (d) The details of e-challans in respect of the e-payments with the system generated daily challan details file and e-scrolls shall be forwarded on a daily basis to the e-Treasury officer by e-focal point branch of participating bank.
- (e) The e-Treasury shall reconcile the challan details with the summary information received from e-FPB.
- (f) The e-focal point branch shall send a detailed e-scroll/physical scroll on daily basis to the e-Treasury.
- (g) The e-FPB shall simultaneously forward the details of e-challan to its link cell for further adjustments. Link cell of the bank is responsible for crediting the revenues in Government account as per the norms of RBI.

3. Manual Payments

In case of payments through cash/DD/Banker's Cheque, remitters will have to login in to the <http://eGRAS.raj.nic.in> wherein the template of challan will be available. He has to enter all the details in this template and submit it to bank. After successful completion of information, GRN will be generated. He will have to print copies of challans. After that he has to go to bank to deposit his receipts. Bank would upload the details of payments made through cash/ DD/ Banker's Cheque in a mutually agreed format between bank and DTA. Bank will provide Unique ID number after the successful deposition of that transaction and submit e-scrolls along with physical scrolls to respective Treasuries and Sub Treasuries. Banks would also be liable to provide facility for generating challans at their counters. The reconciliation process and scroll process in the case of manual payments will be the same as being done presently. For physical e-challans (Manual payment), account will be rendered to AG by respective treasuries .

4. Process for submission of monthly accounts to Accountant General Office

- (1) e-Treasury shall be responsible to render monthly accounts of e-receipts in Schedule of Receipts (SoR) along with physical scrolls submitted by banks on daily basis in the format attached at Annexure-II and cash account, RBD, VDMS and all documents defined in Treasury Rules.
 - (2) The scroll submitted by the bank for e-payment shall be treated as a document in place of physical challans. Access shall be available to AG office for viewing the e-challans and all relevant reports. In the format of e-challan complete classification of budget head, CIN, Name of Bank, Date of deposit shall also be available.
- 

- (3) In case of manual tax collection, respective Treasury will render the monthly accounts as per the prevailing practices. In this case, system generated e-challans (hard copies) along with the seal of bank would be provided with schedule of receipts.

5. Process of refunds

- (1) The process of refund in the case of online revenue collection will be same as per prevailing practice. DDO will submit its claim to respective Treasury or Sub Treasury with GRN and CIN.
- (2) Respective Treasury will check the deposition of revenue receipt from <http://eGRAS.raj.nic.in> in the case of e-receipts and the deposition of manual receipts from Rajkosh website and relevant record and make payment accordingly.
- (3) E-Treasury shall maintain the separate record for these refunds. Similarly respective Treasury shall also maintain record of refund for online receipts as well as manual receipts.

6. Role of Departments

- (1) Internal Mapping of the relevant budget heads with departments is available on <http://eGRAS.raj.nic.in>. Department can check the mapping of budget heads and provide feed back in case of any discrepancy on email ids - egras-rj@nic.in or ao-ifms-rj@nic.in. Department will have access to check their details and communicate about changes to e-Treasury/ DTA.
- (2) There will be a provision for entering additional details (purpose) along with relevant budget heads. Departments are liable to enter these data by 15.11.2012. The path for doing this exercise is as follows :-

Step-1	Open the site http://eGRAS.nic.in
Step-2	Login - User Name (department code in IFMS) - Password- (to be taken from phone number- 9636078056 and 9460875026)
Step-3	Master -> create purpose

- (3) All concerned departments will get information of online revenue/ receipts from <http://eGRAS.raj.nic.in>. Specific information can be obtained in mutually agreed format between the respective department and Director, Treasuries and Accounts.
- (4) Departments will provide services on the basis of deposit of online receipts. Remitter will have to provide GRN and CIN to the department for this purpose. Department can also verify this data from the information available on e-GRAS.



- (5) Departments are liable to check the authenticity of receipts and making the process of refunds as mentioned above.
- (6) In such cases where receipt challans are being checked by the departments before deposition, a facility for generating e-challan at the level of tax payer will be available. He can go to the department and after checking he can make online transactions.
- (7) The concerned Departments can facilitate their tax payers/remitters for generating e-challans or making online transactions by providing computers in the campus of department.

7. Banking arrangements

- (1) Seven banks have been authorised by the finance departments order no. F-15(7)FWM/2012 dated 17th oct., 2012 (Annexure 1)
- (2) Every new participant agency bank should apply for accreditation to the State Government in order to participate in the business of e-collection of Government receipts.
- (3) On meeting of the necessary requirements of accreditation the State Government would issue necessary notification/orders.
- (4) Every participating bank will have to authorize one focal point branch for the purpose of online tax/ revenue collection and e-Treasuries. Physical challans will be captured on electronic mode from respective bank branches of participating banks. Association of specific branch with respective Treasury and Sub Treasury will be required for this purpose.
- (5) The participant bank is responsible to deal with unpaid e-transactions as and when received from e-Treasury in its daily report generated through the system.
- (6) Unpaid / un-reconciled transactions have to be dealt separately by the participating banks and e-Treasury.
- (7) All participant banks are liable to deposit Government receipts in due time period in Government accounts. They are responsible to take corrective actions for all e-receipts which were rejected by the system due to any connectivity problems or any for any other technical issues.
- (8) All participant banks should ensure that Government receipts may be uploaded/ reported to RBI on daily basis for the purpose of crediting in Government account.
- (9) e-Focal Point Branch (FPB) shall be the nodal branch of the participant bank vis-a-vis the Government and RBI.
- (10) The total amount remitted by the dealer would be debited to the dealer's account and credited to the Government's account, head of account wise, as received from <http://eGRAS.raj.nic.in>.
- (11) The classification of head of accounts as per the need of State Government should be ensured by all participant banks.




- (12) As soon as transactions are completed, the information of concern transaction would be sent back by the bank to website of e-GRAS. The detail would be provided by e-Treasury.
- (13) Whenever, the bank receives the verify request with parameters, the bank will verify its database and return the status of payment to <http://eGRAS.raj.nic.in>.
- (14) All banks are liable to send daily e-scrolls and physical scrolls to e-Treasury for successful transactions with unique IDs.
- (15) All the banks are responsible for providing facilities at their counters for generating electronic physical challans in the case of manual payments.

8. Role of CAS, RBI, Nagpur and PAD, RBI, Rajasthan

The Link Cell of the concerned bank will credit the amount collected to Government Account at RBI, CAS, Nagpur which will be communicated through online system to e-Treasury/ Finance Department, as decided by RBI. RBI shall ensure that all online receipts reported by the banks would be credited in Government Account within prescribed time period.

9. Other important measures which should also be taken in to account properly

- (1) The process for manual challans on electronic mode will be same as adopted by the banks at present. Participant banks should send e-challans and e-scrolls to respective Treasury or sub treasury alongwith hard copy of challan and scrolls.
- (2) All Banks will have to provide counter/kiyosk facility for generating e-challans in case of manual revenue collection through <http://eGRAS.raj.nic.in>. Common service centres and computer service providers will also be authorised for generating e-challans in case of manual payments. Charges will be fixed separately.
- (3) After the introduction of this system in case of online payments of taxes/ revenue, there will be no need to deposit copies of challans in four or five copies as the case may be. System generated challan through e-GRAS and scroll submitted by banks will be the basis of reconciliation.
- (4) The formats to be used in this system are attached at Annexure I-VII.
- (5) In case any assistance is required, following may be contacted-
 1. Joint Director, Treasuries and Accounts 0141- 2743752
 2. Principal System Analyst, NIC 0141- 2740637
 3. Scientist B, NIC 0141- 2744397


(Akhil Arora)
Secretary, Finance (Budget)

Copy forwarded to the following for information and necessary action-

1. All Additional Chief Secretaries / Principal Secretaries/ Secretaries
2. Principal Accountant General, Accounts and Entitlement/Audit/
Commercial Accounting
3. Commissioner, Commercial Taxes Department
4. Regional Director, Reserve Bank of India, Rajasthan, Jaipur/ AGM,
PAD, Reserve Bank of India, Jaipur
5. All Heads of Departments
6. Agency Banks-GM, Treasuries,SBBJ, Dy,GM, SBI, Dy.GM, BoB, Circle
Head, PNB, Dy. GM, UBI, Dy. GM, IDBI, Dy. GM, CBI
7. Director, Budget, Finance Department
8. Joint Secretary, Finance (G&T) Department
9. Dy. Secretary, Finance (Tax) Department
10. Dy. Secretary, Finance (Revenue) Department
11. Dy. Secretary, Finance (Excise) Department
12. Dy. Secretary, Finance (Ways and Means Department
13. All Treasury Officers
14. e-Treasury officer, B' Block Vitta Bhawan Jaipur


Joint Secretary

**Government of Rajasthan
Finance Department
(Ways and Means Department)**

No. F.15(7)FWM/2012

Jaipur, Dated : 17 October, 2012

Order

1. The facility for online collection of receipts for all departments of the State Government would be started. For this purpose, e-Treasury has been established at Jaipur under the supervision and general charge of Directorate of Treasuries and Accounts.

2. Since e-Treasury will handle all the e-receipts pertaining to Government Department, following banks are hereby authorized to conduct the business of e-Receipts for State Government with e-Treasury, Jaipur, -

1. State Bank of Bikaner and Jaipur
2. State Bank of India
3. Bank of Baroda
4. Punjab National Bank
5. Central Bank of India
6. IDBI
7. Union Bank of India

3. Taxpayers/remitters having account in these banks would be able to make transactions (i.e. deposit / payment to Government Account) online in respect of tax, other revenue and all other Receipts. However, e-Tax collection of Commercial Taxes Department (CTD) will continue to be in place till the e-Treasury system stabilizes. Meanwhile, CTD system will also take all authenticated data from e-Treasury portal for the purpose of reconciliation. The integration of both sites shall be considered in due course after getting feedback from all stakeholders.

4. These banks would make all arrangements regarding site integration, crediting government receipts in government account through Reserve Bank of India and daily submission of e-scrolls to e-Treasury. In this process actions as mentioned below shall be ensured-

- a Agreement of site to site integration with Directorate Treasuries and Accounts will be executed by the banks before 1-11-2012.
- b Every bank will authorize an e-focal point branch for handling all online revenue / receipts collections.
- c Separate pooling account will be kept for government e-Receipts.
- d Banks shall ensure deposit of all such receipts in Government accounts in the time period prescribed by RBI.



- e Banks will be responsible to take corrective actions for all e-Receipts which were rejected by the system due to any connectivity problems or for any other technical issues.
 - f The classification of head of accounts as per the need of State Government shall be maintained by the banks.
 - g At the specified cut off time period, the bank would report the list of successful transactions (e-scrolls/scrolls) to the Reserve Bank of India.
 - h The banks would provide internet banking to the tax payers/remitters.
 - i The banks will be liable to send daily e-scrolls (on e-Treasury website) along with physical scrolls to e-Treasury in the attached format.
 - j The banks will be responsible to provide facility centres/ separate counters at their branches for the purpose of generating manual challans from IFMS- e-GRAS website.
5. Manual revenue/ receipt collection will also continue to be handled by respective treasuries and Sub Treasuries and banks associated with them. For manual payments there will be a facility for generating and printing e-challans through the website of IFMS e-GRAS. Bank would upload the details of payments made through cash/ DD/ Banker's Cheque in a mutually agreed format. Bank will also generate CIN/unique ID after the successful deposition of that transaction and submit e-scrolls along with physical scrolls to respective Treasuries and Sub Treasuries.

(Akhil Arora)

Secretary, Finance (Budget)

Copy forwarded for information and necessary action :-

1. P.S. to Chief Secretary/ Addl. Chief Secretaries.
2. P.S. to Principal Secretaries/Secretaries/Special Secretaries
3. Principal Accountant General (Accounts & Entitlement) Rajasthan, Jaipur.
4. Principal Accountant General (Receipt & C&E) Rajasthan, Jaipur.
5. All Head of the Departments/ All Collectors
6. Director, Treasuries & Accounts, Rajasthan, Jaipur.
7. All Treasury Officers.
8. AGM (PAD) Reserve Bank of India Jaipur.
9. Gen. Manager (Try.) S.B.B.J. Tilak Marg, Jaipur.
10. Deputy Gen. Manager SBI , Naharu Place Tonk Road, Jaipur.
11. Field Gen. Manager PNB Naharu Place Tonk Road, Jaipur.
12. Gen. Manager Bank of Baroda Anand bhawan SC Road Jaipur.
13. Deputy Gen. Manager CBI Anand bhawan SC Road Jaipur.
14. Deputy Gen. Manager UBI Kisan bhawan Lalkothi Jaipur.
15. Deputy Gen. Manager IDBI LIC Building, Jaipur.
16. System Analyst, Finance Department with a request to publish this order on FD Website.

Director (Budget)

Format for Bank Scroll which is to be used in place of Physical Challans

S.N	Name of Depositor	RC/TIN Number	Date of Deposit	Major Head	Sub Major Head	Minor Head	Sub Head	Group Sub Head	Bank CIN	Amount in Rs.
-----	-------------------	---------------	-----------------	------------	----------------	------------	----------	----------------	----------	---------------

Signature of Bank

Annexure III

Parameters passed to bank web-site from GRAS, while requesting to initiate e-Payment process

S. No.	Column Name	Description of Column	Data Type & Length
1.	MERCHANT CODE	Identifier to trace site	CHAR(10)
2.	GRN	Government Receipt Number	NUMBER
3.	REMITTER NAME	Depositor Name	CHAR(100)
4.	REG-TIN-NO	Registration No/TIN No	CHAR(20)
5.	HEAD OF ACC1	Head of account 1	CHAR(17)
6.	AMT1	Amount under Head of account1	NUMBER
7.	HEAD OF ACC2	Head of account 2	CHAR(17)
8.	AMT2	Amount under Head of account2	NUMBER
9.	HEAD OF ACC3	Head of account 3	CHAR(17)
10.	AMT3	Amount under Head of account 3	NUMBER
11.	HEAD OF ACC4	Head of account 4	CHAR(17)
12.	AMT4	Amount under Head of account 4	NUMBER
13.	HEAD OF ACC5	Head of account 5	CHAR(17)
14.	AMT5	Amount under Head of account 5	NUMBER
15.	HEAD OF ACC6	Head of account 6	CHAR(17)
16.	AMT6	Amount under Head of account 6	NUMBER
17.	HEAD OF ACC7	Head of account 7	CHAR(17)
18.	AMT7	Amount under Head of account 7	NUMBER
19.	HEAD OF ACC8	Head of account 8	CHAR(17)
20.	AMT8	Amount under Head of account 8	NUMBER
21.	HEAD OF ACC9	Head of account 9	CHAR(17)
22.	AMT9	Amount under Head of account 9	NUMBER
23.	TOTALAMOUNT	TOTAL AMOUNT	NUMBER
24.	PayMode	Mode of Payment (N- Net Banking, M-Manual)	CHAR(1)

Annexure IV

Parameters passed to GRAS web-site from Banks after payment process is completed.

S. No.	Column Name	Description of Column	Data Type & Length
1.	GRN	Government Receipt Number	NUMBER
3.	BANK_CODE	Bank IFSC Code	CHAR(11)
4.	BANK_REF_NO	Bank Reference No	CHAR(15)
5.	PAID_DATE	Time stamps of Transaction (12 hour date format) e.g. 2012/09/14 01:35:42PM)	Date Time
6.	PAID_AMT	Paid Amount	NUMBER
7.	TRANS_STATUS	Transaction status- S- Success F- Failure	CHAR(1)

Annexure V

Format of data to be sent by Bank to RBI in xml format. The naming pattern of the file may be short name of the bank+"_"+date (DDMMYYYY)+.xml. e.g. for SBI banks it would be 'sbi_14092012.xml'

S. No.	Column Name	Description of Column	Data Type Length & Format	Remarks
1.	HEAD_OF_ACC	Head of Account	CHAR (17)	Updated by the Bank
2.	GRN	Government Receipt Number	NUMBER	
3.	REMITTER_NAME	Depositor Name	CHAR(100)	
4.	AMOUNT	Paid Amount	NUMBER(10)	
5.	BANK_CODE	Bank IFSC Code	CHAR(15)	
6.	BANK_REF_NO	Bank Reference No	CHAR(15)	
7.	PAID_DATE	Time stamps of Transaction (12 hour date format) e.g. 2012/09/14 01:35:42PM)	Date Time	

Annexure VI

Format of data to be sent by RBI to GRAS Web-Site. The naming pattern of the RBI scroll file may be 'RBIScroll_'+ RBI Transaction Date (DDMMYYYY) +.xml. e.g. 'RBISROLL_14092012.xml'

S. No.	Column Name	Description of Column	Data Type & Length	Remarks	
<u>2</u>	HEAD_OF_ACC	Head of Account	CHAR (16)		
<u>3</u>	GRN	Government Receipt Number	NUMBER		
<u>5</u>	REMITTER NAME	Depositor Name	CHAR(100)		
<u>7</u>	AMOUNT	Paid Amount	NUMBER(10)		
<u>8</u>	BANK_CODE	Bank IFSC Code	CHAR(15)		
<u>9</u>	BANK_REF_NO	Bank Reference No	CHAR(15)		
<u>10</u>	PAID_DATE	Time stamps of Transaction (12 hour date format) e.g. 2012/09/14 01:35:42PM)	Date Time		
<u>11</u>	RBI_TR_NO	RBI Transaction Date	CHAR(16)		Updated by the RBI
<u>12</u>	RBI_TR_DATE	RBI Transaction Date	DATE		



Government of Rajasthan

Welcome : chandrodaya Date : 26-10-2012

Home

Profile

Account

E-CHALLAN

Government of Rajasthan

GRN :- 0000120328		BARCODE :-		Date : 26-10-2012
Profile Name	rto	Payee Details		
Type Of Payment	Manual	TIN/Act.No./VehicleNo./TaxId(If Any)	124555555	
Office Name	Regional Transport Office Alwar	PAN No.(If Applicable)		
Location	ALWAR	Full Name	kamal and company	
Year (Period)	01/04/2012 -To- 30/06/2013	Address	c-42,bajaj nagar,alwar	
SNo.	Police Head	Amount In Rs.	Town/City/District	Dausa
1	POLICE DEPARTMENT-0041-00-102-01-02	5.00	PIN	302015
Deduct:Commission		0.00	Remarks(If Any)	receipt no.12345
Total/NetAmount		₹ 5.00	Five Rupees and Zero Paise Only	
Payment Details :		FOR USE IN RECEIVING BANK		
Cheque-DD Detail		Bank CIN NO.		
Cheque-DD No.	123456	Date		
Name of Bank	SBBJ	Bank-Branch		
Name of Branch		Scroll No.		